


Public Service Communications



Richard Bartlett, KE6LOU

Do...

- You have the urge to get up at 3:30 a.m. on your day off?
- You enjoy Saturdays in the sun?
- People mistake you for a lobster on Sunday morning?
- You lose your balance, while walking, when HT is not on your belt?



*If you answered
yes to any of
these questions...*

*You too can
become a public
service radio
operator!*

Public Service Communications

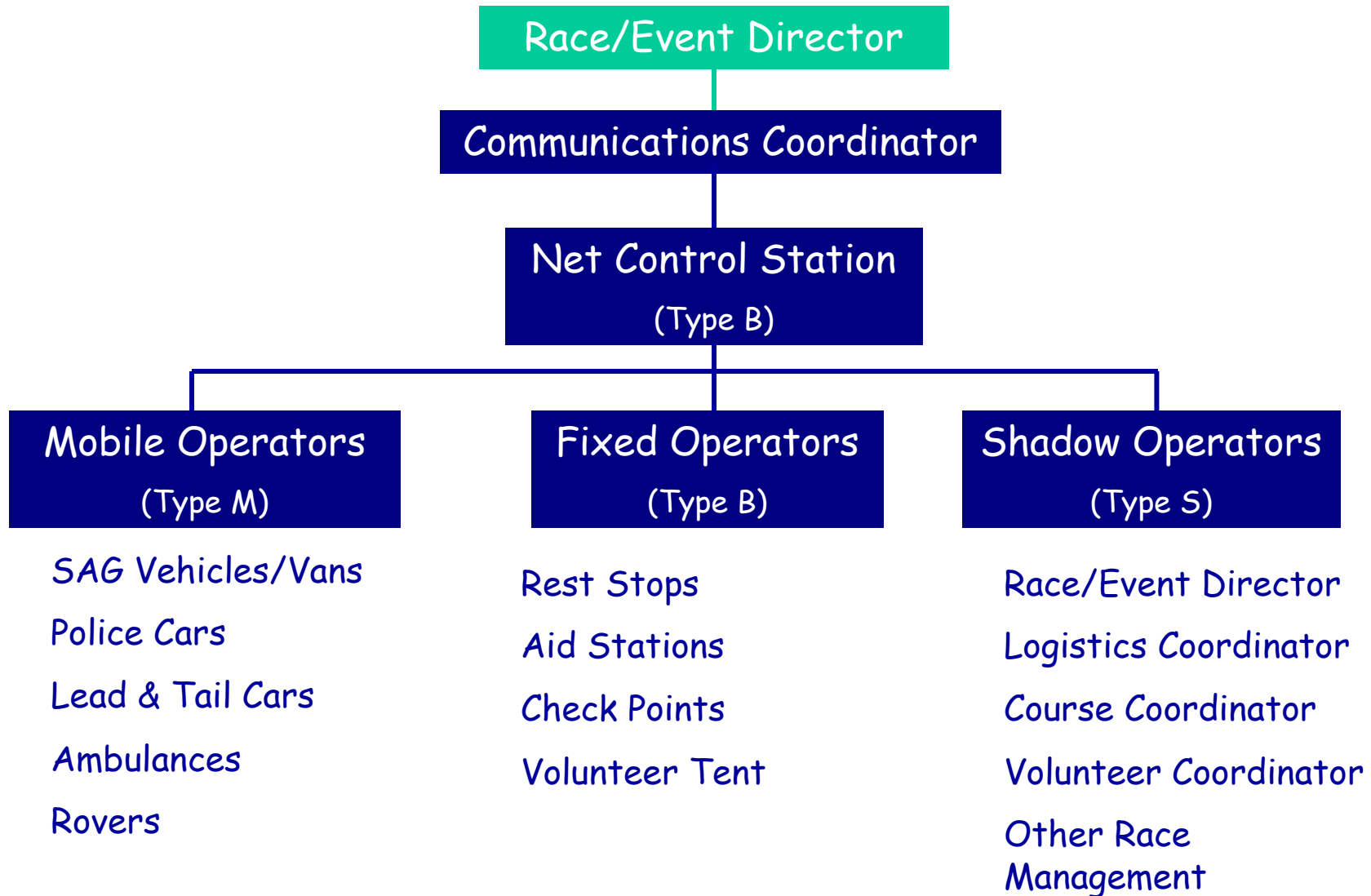
Why we do it (the official version).

- Amateur radio provides public service through communications support to charitable or community events.
- Radio operators effectively manage the flow of important and emergency information.
- Enables communication with agencies that can't communicate with each other such as police and ambulance.

Public Service Event Nets

- Public service event communications are directed nets.
 - All communications go through Net Control.
 - Field stations must obtain permission from Net Control to call another station directly.
 - Net Control may restrict traffic to certain types in case of heavy volume or an emergency.

PSE Communications Structure



Minimum Equipment Needed

- TYPE B (Base)

- 25 watt 2 Meter Mobile Radio
- Battery power supply which will last 8-10 hours.
- Headphones if in a noisy area or if station is in hearing distance of the general public.
- Base antenna and 10-15 feet of mast.
Be able to secure on asphalt if needed.
- Chairs, shade and portable table for radio.
- Notepad and pen.

- TYPE M (Mobile)

- 25 watt 2 meter mobile radio.
- Magnetic mount antenna.
- Battery power supply to last 8-10 hours.
 - You might not be able to plug into the vehicle's power.
- Headphones if in a noisy vehicle (such as a SAG van full of passengers).
- Notepad and pen.

- TYPE S (Shadow)

- 2 meter HT radio.
- Headphones or earpiece.
- Spare battery.
- Notepad and pen.
- Comfortable walking shoes.

Net States

- **Routine** (NCS accepts routine, priority & emergency traffic)
- **Priority** (NCS accepts priority & emergency traffic only)
- **Emergency** (NCS accepts emergency traffic only)

ROUTINE TRAFFIC

- Event administrative traffic.
- Logistics traffic.
- Reports of tired participants.
- Etc.

PRIORITY TRAFFIC

- Reports of injured participants (not life threatening)
- Critical event information that needs immediate transmission (such as safety issues)

EMERGENCY TRAFFIC

- Immediate threat to life, property or safety.
- Injury or illness reports where participant's condition is not yet known.

What's the traffic type?

- Participant is sitting on a curb. He is tired, but doesn't appear dehydrated and seems coherent. He wants a ride to a rest stop.
- Participant is sitting on a sidewalk. He complains of feeling lightheaded and has stomach cramps. His skin is red and dry.

- Participant sprained her ankle. She has moderate pain and is unable to walk on it.
- Participant stops at a rest station and says there is an injured participant two miles back. She does not provide any further details.
- The police call the event requesting the Race Director be informed that participants are disregarding traffic signals at an intersection, and have almost caused several accidents.

NET TRAFFIC RESTRICTIONS

- In case of heavy traffic volume, NCS might restrict traffic to certain types of traffic.
 - NCS might inform stations of traffic types not to report (such as rider location status, etc.)
 - Traffic might be restricted to one specific topic/issue for a short period of time.
- NCS will announce minimum reporting criteria.

NET TRAFFIC RESTRICTIONS

- In case of priority or emergency situation, NCS may restrict traffic.
- NCS will answer your call with "say your priority (or emergency) traffic".
 - If you entered the minimized net by mistake, clear off of the frequency.

How to interrupt a QSO

- **ROUTINE** (say your tactical call)
- **PRIORITY** (say "BREAK")
- **EMERGENCY** (say "BREAK BREAK")
- **NCS will acknowledge and ask you to say your priority or emergency traffic.**

TIRED/INJURED/ILL PARTICIPANT REPORTS

- NEVER, NEVER, NEVER, NEVER give participant names over the air!
- Inform NCS of:
 - Participant Number
 - Location
 - Nature of Call (description of what happened)
 - Resources Needed

- **When reporting a situation:**
 - We don't expect you to be a doctor or trained medical person.
 - Report what you see and know in layman's terms:
 - For example:
 - Runner 345 needs transport from 3rd & Elm. He is tired and is complaining of leg cramps.
 - Rider 1257 needs an ambulance at 7th & Main. He says he is tired and light headed, his skin appears to be very red and he does not seem to be sweating.
 - Runner 821 needs a SAG van to pick him up on Main St. at the Dover Park entrance. He is tired and requests transport to a rest stop.
 - Do not diagnose, use terms such as "appears to" , "complains of" or "possible".

You might be a ~~red~~ ham neck...



- If your car has more antennas on display than Texas Towers.
- If you end your sentences with "x-ray" instead of a period.

- If you answer your phone “go ahead” instead of “hello”.
- If you tell people your QTH is 37 degrees North by 120 degrees West instead of that you live at 3732 Valley View Ln.
- If someone asks you what your favorite band is, and you answer “10 meters” instead of saying your favorite musical group.

- If you spouse asks you to take out the trash, and you answer "Wilco" instead of "Yes Dear".
- If you get home and shout "CQ, CQ, this is (your call sign) instead of "Is anybody home?"
- If you thought your truck's receiver hitch was to mount an HF antenna on, not to pull trailers with.

- If your wedding vows included “...and do you take her as your properly licensed XYL”.
- If your wedding vows included “...and in sickness and in health, through good and poor band conditions...”
- If you have a Contest Log at your wedding instead of a guest register.

- If your wedding gift registry includes Dillard's, Radio Shack, and Ham Radio Outlet.
- If you think you are going crazy because you keep hearing voices in your head, you go to your doctor, and he takes the HT earphone off, and you are cured.
- If you are stopped by the police, the officer asks to see your license, and you hand him your General Class Ticket.

Good Operator Habits




- Use your tactical call sign.
 - Reduces confusion on who is calling in and what post they are working.
- Conclude your transmission with your FCC call sign.

- To call NCS, only say your tactical call sign.
 - In a controlled net, all calls are going to NCS.
 - You do not have to say "this is (your tactical call)".
- When NCS calls your station, all they will say is your tactical call sign.
- Keep it legal. End your QSO with your FCC call sign.

- When reporting information, “paint a picture” of what’s happening for NCS.
 - Remember, you are there. You know and can see what’s happening. NCS can’t.
 - Make your transmission clear and concise so that NCS sees and knows what you see and know.
 - Avoid any complex or complicated transmissions.
 - Keep it simple and clear.
 - Would you have understood what you said if you were on the receiving end?

- Keep a “pulse” on what’s happening.
 - Know what’s happening on the net.
 - Know what’s happening around you at your post.



- **Know your assignment.**

- **Read the Communications Plan before the event.**

- Know the event protocols and procedures for your post.

- Know the event route.

- Know what equipment you'll need.

- **Know your equipment.**

- Know how to operate your equipment.

- Check your equipment before the event to make sure it works and your batteries are charged.

- Take spare equipment to make necessary field repairs such as fuse replacements, etc.

- Carry a spare HT battery.

- **Be self sufficient.**
 - **Take water, snacks, sunscreen, etc.**
 - **Don't assume the event will supply these items for you or if they are available, that they won't run out.**
 - **Take other equipment that you might need for your assignment such as lawn chairs, an umbrella or canopy for shade, etc.**

Commitment

- If you say you'll show...go!
- Don't no show!
- If you are unable to attend, contact the Communications Coordinator and tell him so!

- Not showing up puts an unfair burden on your fellow amateur radio operators.
 - Some positions may not be filled if many people “no show”.
 - Often relief operators have to be scheduled to fill vacant positions. They may have to work without breaks or longer shifts.
- It presents a poor reflection on the club if we are unable to honor our commitment to the community event.

- It's okay if other commitments come up that change your availability...just let us know as soon as possible.
- Advance notice allows the Communications Coordinator to recruit additional volunteers or modify our commitment with the served event.

- Don't just show up without applying for an event.
 - Radio operator posts are based upon the served event's needs.
 - There might not be any available positions for you if you show up unexpectedly.
- It creates an unfair burden on the Communications Coordinator to deal with the beginning of a PSE as well as trying to find positions and brief unexpected operators.

Professionalism

- Be a professional amateur (radio operator).
- Represent the hobby and yourself well.
 - Appearance
 - Conduct
- Be proud...wear your club nametag!

HELP OTHERS

+


HAVE FUN

=

SATISFYING
EXPERIENCE

Want to learn more?

- For detailed information about DFW area
 - public service
 - operating procedures
 - resource types
 - event schedules
- Go to:
 - www.w5fc.org
 - www.qsl.net/n5tim



**VOLUNTEERS
NEEDED**

www.w5fc.org

Thank You

KE6LOU Clear

(insert courtesy tone here)